




*Arnika Association, Chlumova 17, CZ-130 00 Prague 3,  
Czech Republic  
<http://english.arnika.org>*

*Prepared by Dioxin, PCBs and Waste Working Group of the  
International POPs Elimination Network (IPEN) Secretariat  
and Arnika Association (Czech Republic)*



## **Contamination of chicken eggs near the Spolchemie Ústí nad Labem chemical plant in the Czech Republic by dioxins, PCBs and hexachlorobenzene**



# **Contamination of chicken eggs near the Spolchemie Ústí nad Labem chemical plant in the Czech Republic by dioxins, PCBs and hexachlorobenzene**

## **“Keep the Promise, Eliminate POPs!” Campaign Report**

*Prepared by Dioxin, PCBs and Waste WG of the International POPs Elimination Network (IPEN) Secretariat, and Arnika Association (Czech Republic)*

*Prague (March - 24 - 2005)*

## **Executive Summary**

Free-range chicken eggs collected in Usti nad Labem showed high levels of hexachlorobenzene and elevated levels of dioxins. The hexachlorobenzene (HCB) level was 2.5 times higher than newly proposed limit for HCB as a pesticide residue. Dioxin levels were two times higher than background levels. The highest observed levels of these chemicals were close to the European Union (EU) dioxin limit for eggs and nearly 1.5 times higher than the dioxin action level for eggs in the EU. This study contributes to the sparse data about U-POPs in free range chicken eggs from the Czech Republic.

The most obvious potential source of POPs releases at the site is the chlorine chemical plant Spolchemie, which still produces HCB as a by-product of chlorinated solvents manufacturing. Spolchemie products include carbon tetrachloride, perchloroethylene, trichloroethylene and chlorinated benzenes. Other sources of POPs could be contaminated sites and/or waste incineration inside the chemical plant as well as in the neighbouring town of Trmice.

The toxic substances measured in this study are slated for reduction and elimination by the Stockholm Convention which holds its first Conference of the Parties beginning 2 May 2005. The Czech Republic is a Party to Convention since it ratified the Treaty in August 2002. The Convention mandates Parties to take specific actions aimed at eliminating these pollutants from the global environment. We view the Convention text as a promise to take the actions needed to protect Czech and global public's health and environment from the injuries that are caused by persistent organic pollutants, a promise that was agreed by representatives of the global community: governments, interested stakeholders, and representatives of civil society. We call upon Czech governmental representatives and all stakeholders to honor the integrity of the Convention text and keep the promise of reduction and elimination of POPs.

## **Recommendations**

- 1) Include HCB in the UNEP Toolkit and elevate the importance of HCB releases in the guidelines for Best Available Techniques (BAT) and Best Environmental Practices and all other documents prepared under the Stockholm Convention.
- 2) Government and industry stakeholders should implement the material substitution principle as a strategy to prevent HCB formation during chemical manufacturing.
- 3) Government and industry stakeholders should clarify dioxin pollution pathways related to chlor-alkali and other chlorine-related industries and implement strategies to prevent dioxin formation.
- 4) An inventory of HCB releases should be established to help to address all sources and releases.
- 5) Stringent limits for U-POPs, especially for HCB, in waste as well as air emissions should be introduced into both national legislation and under international treaties.

## Introduction

Persistent organic pollutants (POPs) harm human health and the environment. POPs are produced and released to the environment predominantly as a result of human activity. They are long lasting and can travel great distances on air and water currents. Some POPs are produced for use as pesticides, some for use as industrial chemicals, and others as unwanted byproducts of combustion or chemical processes that take place in the presence of chlorine compounds. Today, POPs are widely present as contaminants in the environment and food in all regions of the world. Humans everywhere carry a POPs body burden that contributes to disease and health problems.

The international community has responded to the POPs threat by adopting the Stockholm Convention in May 2001. The Convention entered into force in May 2004 and the first Conference of the Parties (COP1) will take place on 2 May 2005. Czech Republic ratified the Convention in August 2002.

The Stockholm Convention is intended to protect human health and the environment by reducing and eliminating POPs, starting with an initial list of twelve of the most notorious, the “dirty dozen.” Among this list of POPs there are four substances that are produced unintentionally (U-POPs): polychlorinated biphenyls (PCBs), hexachlorobenzene (HCB), polychlorinated dibenzo-p-dioxins (PCDDs) and dibenzofurans (PCDFs) The last two groups are simply known as dioxins.

The International POPs Elimination Network (IPEN) asked whether free-range chicken eggs might contain U-POPs if collected near potential sources of U-POPs named by the Stockholm Convention. The surrounding of the chlorine chemical plant Spolchemie in Usti nad Labem was selected as a sampling site since it is known to be a significant source of hexachlorobenzene and a potential source of dioxins and furans as by-products.<sup>1</sup> Chicken eggs were chosen for several reasons: they are a common food item; their fat content makes them appropriate for monitoring chemicals such as POPs that dissolve in fat; and eggs are a powerful symbol of new life. Free range hens can easily access and eat soil animals and therefore their eggs are a good tool for biomonitoring of environmental contamination by U-POPs. This study is part of a global monitoring of egg samples for U-POPs conducted by IPEN and reflects the first data about POPs in eggs in the vicinity of Usti nad Labem .

## Materials and Methods

Please see Annex 1.

## Results and Discussion

### U-POPs in eggs sampled in the Usti nad Labem city in Czech Republic

The results of the analysis of a pooled sample of 6 eggs collected within a 2 km distance from the chemical plant Spolchemie in Usti nad Labem are summarized in Tables 1 and 2. Pooled sample fat content was measured at 11.3%.

The sampled eggs exceeded background levels for HCB in chicken eggs (1 ng/g of fat) by almost 35-fold. In addition, the eggs exceeded the newly proposed EU limit for HCB as pesticide residue in eggs by 2.5-fold. The upper range level of dioxins is very close to the EU limit for dioxins in eggs and exceeded the proposed EU action level for these chemicals.

**Table 1: Measured levels of POPs in eggs collected in Usti nad Labem city in Czech Republic per gram of fat.**

	Measured level	Limits	Action level
PCDD/Fs in WHO-TEQ (pg/g)	2.13 - 2.90	3.0 <sup>a</sup>	2.0 <sup>b</sup>
PCBs in WHO-TEQ (pg/g)	1.22	2.0 <sup>b</sup>	1.5 <sup>b</sup>
Total WHO-TEQ (pg/g)	3.35 - 4.12	5.0 <sup>b</sup>	-
PCB (7 congeners) (ng/g)	26.32	200 <sup>c</sup>	-
HCB (ng/g)	35.80	200 (10) <sup>d</sup>	-

Abbreviations: WHO, World Health Organization; TEQ, toxic equivalents; pg, pictogram; g, gram; ng, nanogram.

<sup>a</sup> Limit set up in The European Union (EU) Council Regulation 2375/2001 established this threshold limit value for eggs and egg products. There is even more strict limit at level of 2.0 pg WHO-TEQ/g of fat for feedingstuff according to S.I. No. 363 of 2002 European Communities (Feedingstuffs) (Tolerances of Undesirable Substances and Products) (Amendment) Regulations, 2002.

<sup>b</sup> These proposed new limits are discussed in the document Presence of dioxins, furans and dioxin-like PCBs in food. SANCO/0072/2004.

<sup>c</sup> Limit used for example in the Czech Republic according to the law No. 53/2002 as well as in Poland and/or Turkey.

<sup>d</sup> EU limit according to Council Directive 86/363/EEC, level in brackets is proposed new general limit for pesticides residues (under which HCB is listed) according to the Proposal for a Regulation of the European Parliament and of the Council on maximum residue levels of pesticides in products of plant and animal origin, COM/2003/0117 final - COD 2003/0052.

Table 2 shows the levels of U-POPs in eggs expressed as fresh weight.

**Table 2: Measured levels of POPs in eggs collected in the Usti nad Labem city in Czech Republic per gram of egg fresh weight.**

	Measured level	Limits	Action level
PCDD/Fs in WHO-TEQ (pg/g)	0.24 - 0.33	1 <sup>a</sup>	-
PCBs in WHO-TEQ (pg/g)	0.14	-	-
Total WHO-TEQ (pg/g)	0.38 - 0.47	-	-
PCBs (7 congeners) (ng/g)	2.97	-	-
HCB (ng/g)	4.05	-	-

Abbreviations: WHO, World Health Organization; TEQ, toxic equivalents; pg, pictogram; g, gram; ng, nanogram.

<sup>a</sup> U.S. Department of Agriculture Food Safety and Inspection Service [Memo 8 July 1997] Advisory to Owners and Custodians of Poultry, Livestock and Eggs. Washington, DC:U.S. Department of Agriculture, 1997. FSIS advised in this memo meat, poultry and egg product producers that products containing dioxins at levels of 1.0 ppt in I-TEQs or greater were adulterated. There is an even more strict EU limit at level of 0.75 pg WHO-TEQ/g of eggs fresh weight for feeding stuff according to S.I. No. 363 of 2002 European Communities (Feedingstuffs) (Tolerances of Undesirable Substances and Products) (Amendment) Regulations, 2002.

To our knowledge, the measurements of U-POPs in this study represent the first data on U-POPs in chicken eggs ever reported in Usti nad Labem region. The levels of dioxins exceeding the EU limits observed in the egg samples support the need for further monitoring and longer-term changes to eliminate chlorinated chemicals that serve as donors for hexachlorobenzene, dioxins and furans releases in all environment compartments. As HCB is not fully covered as a U-POP by all relevant documents and/or their drafts prepared under Stockholm Convention, it is very important to cover this gap and introduce stricter rules for handling HCB-containing wastes as well as for HCB releases into the environment.

## Comparison with other studies of eggs

The data for eggs described in this report follow on the heels of a similar studies in Slovakia and Kenya, released since 21 March 2005.<sup>2,3</sup> The level of hexachlorobenzene measured in eggs from Usti nad Labem is the third highest level recently measured in free range chicken eggs in the Czech Republic (the highest was found in eggs from surrounding of Spolana Neratovice in Libis<sup>4</sup> and the second highest in Lysa nad Labem in the neighborhood of a hazardous waste incinerator<sup>5</sup>) and the highest level measured among mentioned similar studies published this March.

The dioxin levels in eggs in this study exceed background levels by 2-fold (0.2 - 1.2 pg WHO-TEQ/g of fat).

Some other studies showing elevated levels of dioxins include samples near obsolete pesticides stockpile in Klatovy - Luby in the Czech Republic,<sup>6</sup> where comparable levels of dioxins (3.4 pg WHO-TEQ/g of fat) were found. Much higher levels (almost 10-times and more) were found near an old waste incinerator in Maincy, France<sup>7</sup> and an area affected by a spread mixture of waste incineration residues in Newcastle, UK,<sup>8</sup> 42.47 pg WHO-TEQ/g and 31 pg WHO-TEQ/g respectively.

It is clear that HCB represents a serious contaminant in the sampled eggs from the Usti nad Labem city.

Concerning the balance between PCBs and PCDD/Fs contribution to the whole WHO-TEQ, PCDD/Fs have majority over 70% of the whole TEQ value in eggs as visible from graph in Annex 5.

## POPs in the environment of the Usti nad Labem city and surrounded areas

As Spolchemie in Usti nad Labem produced DDT in the past and is one of two chlor-alkali plants in the Czech Republic, there are plenty of data about POPs levels in the environment in Usti nad Labem and its surrounding. Therefore we will focus only on those most relevant to the U-POPs discussed in this report.

Following the data about HCB levels it is almost clear that a major contamination pathway of this chemical are water releases. Table 3 shows data about released HCB in waste water from the plant based on its own reporting.

**Table 3: HCB Amount in Spolchemie's waste water.<sup>9</sup>**

HCB	1998	1999	2000	2001	2002	2003
(kg/year)	51	39	14	2	2	0,06

High levels of HCB were found in river sediments. Figures from May 2003 range between 20 - 5,300 µg/kg of dry matter. Also significant levels of HCB were found in fish caught downstream from plant in the Labe river with levels ranging from 8.7 - 17.6 ng/g of fresh weight in August 2002 up to 91 ng/g measured in August 2000.

Dioxins emissions were measured only from waste incinerators in Usti nad Labem. No data exist about dioxins releases into the air from the general chemical plant. The waste incinerator located in the area of Spolchemie released PCDD/Fs into to the air from flue gases at levels of 0.011 ng I-TEQ/ m<sup>3</sup> (August 2001) up to 1.42 ng I-TEQ/ m<sup>3</sup> (January 2000) over the 2000 – 2003 time period. Another hazardous waste incinerator located in Trmice (approximately 5 km southwest from the sampling locality) released in flue gases dioxins at concentrations in the range 0.09 - 0.53 ng I-TEQ/m<sup>3</sup>.

There is also area of obsolete production buildings highly contaminated by POPs in Spolchemie, that could be a significant source of POPs contamination. In the obsolete amalgam electrolysis area the following levels of dioxins were measured in soils last year: 200 - 700 pg/g of dry matter and even higher levels were found in the dust and plasters of the building 20 – 3,400 pg/g of dry matter.

Levels of POPs were also measured in the blood serum of Usti nad Labem inhabitants. Fifty samples taken in 2002 ranged between 42-1130 ng/g of serum lipids and the median level was 182 ng/g of serum lipids.<sup>10</sup>

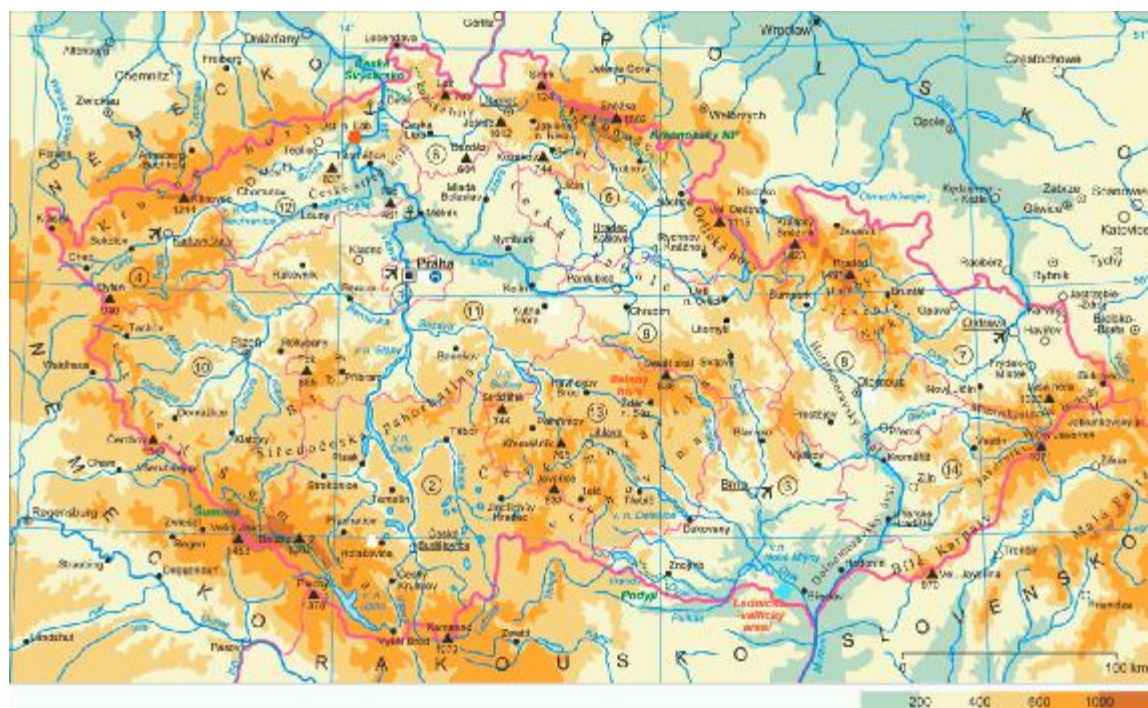
### Possible U-POPs sources

The high levels of hexachlorobenzene and elevated levels of dioxins in free range chicken eggs in these samples provoke the question of possible sources. There are three major potential sources of HCB releases: new as well as old (obsolete) production of different chlorinated chemicals in Spolchemie Usti nad Labem and hazardous waste incineration.<sup>11</sup> There are many different potential sources of PCDD/Fs in the Usti nad Labe, so we can hardly to point one as a major source of elevated levels of dioxins measured in free range chickens.

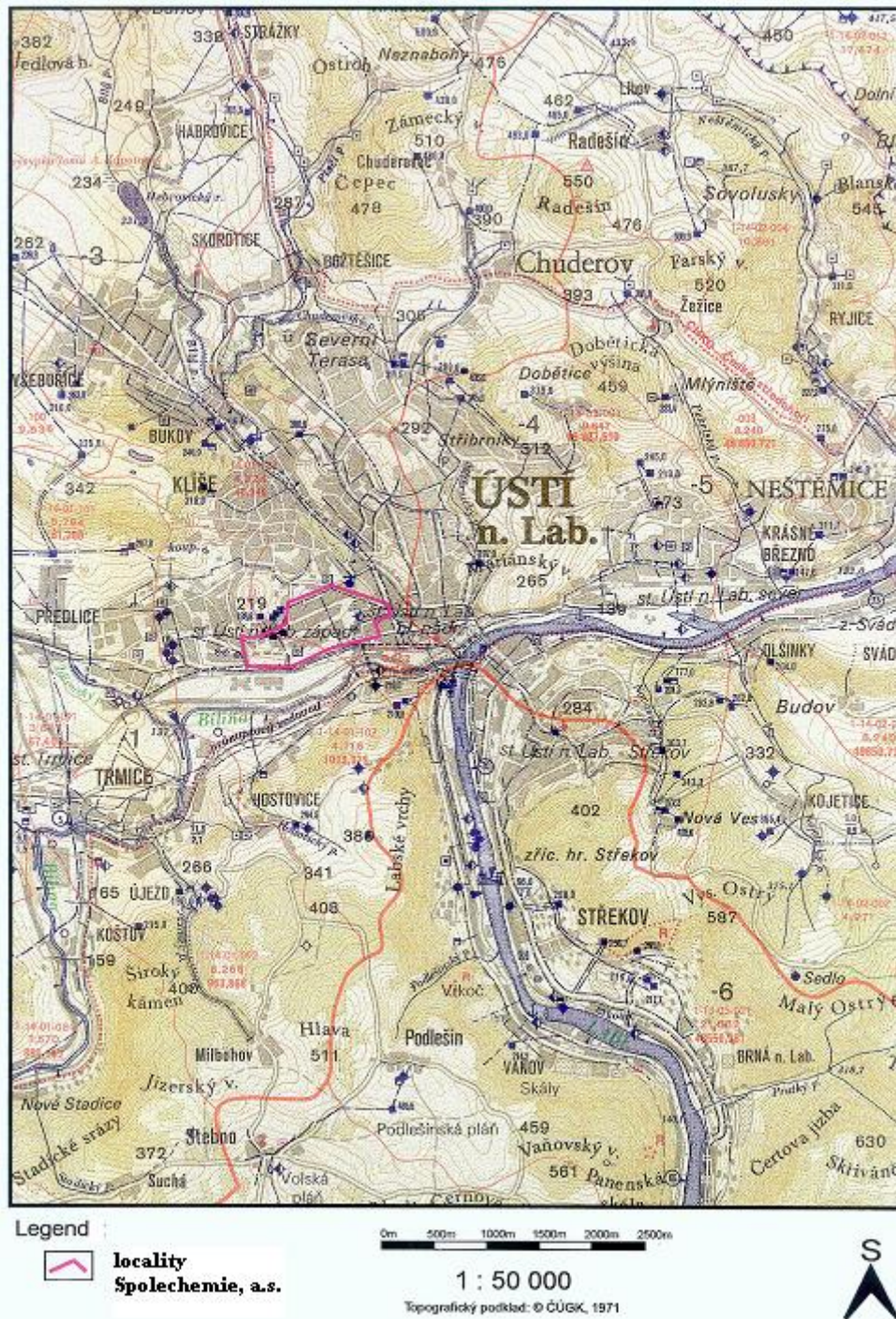
We also want to clearly state that we used free range chicken eggs just as a tool for biomonitoring since it is not very common to raise homegrown chicken and to eat either eggs or meat from them in the urban area of Usti nad Labem. The levels of U-POPs observed in this study clearly shows that these chemicals entered food chains in the area anyway.

### The Spolchemie chlor-alkali and chlorine based chemical production plant in Usti nad Labem (Czech Republic)

The city of Ústí nad Labem, the centre of the region called “Ústecký kraj”, has approximately 100 000 inhabitants including the surrounding villages. The city is situated in North Bohemia on the both shores of rivers Labe and Bílina (see maps at pictures 1 and 2)



Picture 1: Ústí nad Labem location in the Czech Republic (red mark)



Picture 2: Location of Spolchemie (Spolek pro chemickou a hutní výrobu, a.s.) in Ústí nad Labem city (Source: Rýdl J., annex IV\_20 Location of Spolek pro chemickou a hutní výrobu, a.s., Application for the integrated permission, 2004)

Spolek pro chemickou a hutní výrobu, a.s. Ústí nad Labem, founded in 1856, is situated approximately 500 meters from Ústí nad Labem centre closed to the Bílina river and to the largest Czech river – Labe (Elbe) (Picture 2). Spolchemie is focused on: production of inorganic compounds, inorganic specialties production, resin production, and organic dye-stuff production.

Spolchemie's area is placed in the eastern industrial zone between the Bílina river, railway line Ústí nad Labem – Teplice v Čechách (from the south) and the Ovčí vrh ridge (from the north). This industrial area is approximately 54 hectares large. It was always and is still used for production of the

chemical substances and chemical products. The plot is between 145 a 160 meters above the sea level and its slope is from the north to the south.

The figures about chlorine produced per year shown in Table 4 give some idea about the scale of production in this chemical plant.

**Table 4: The Amount of chlorine produced in Spolchemie during years 1999 – 2003**  
(Source: Czech Ministry of Environment)

chlorine produced by / year	1999	2000	2001	2002	2003
Spolchemie	6 982	2 922	1 292	1 293	3 525

The nearest settlement - the individual type - can be found approximately 250 m to the northwest from the facility border. The nearest settlement - the collective type - can be found approximately 150 m to the north from the facility border in Klíšská street.

Closed to the Spolchemie approximately 500 m south through the Bílina valley there is a borderline with a natural and landscape-protected area called České Středohoří.

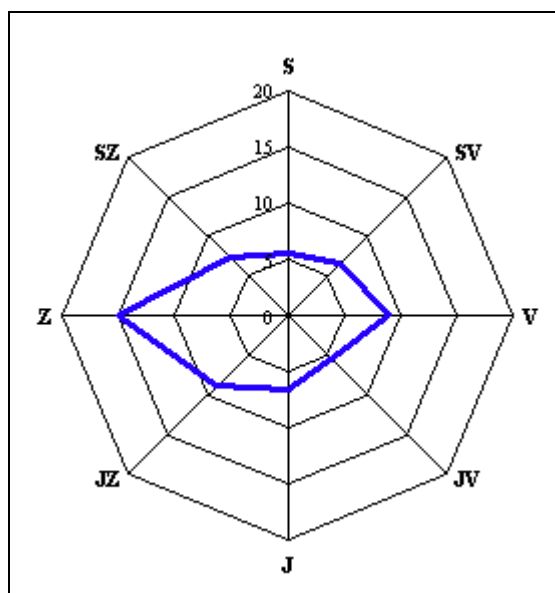
The wind direction diagram in Picture 3 and the accompanying Table helps to give an image of how potential POPs air releases are dispersed from Spolchemie.

#### The Wind Rose – WasP Method

Locality: Ústí nad Labem – Spolchemie’s area

Elevation: 10 m

Relative Frequency of the Wind directions (%)									
direction	N	NW	E	SE	S	SW	W	NW	No wind
%	5.5	6.6	8.9	5.5	6.6	8.9	15.1	7.2	35.7



(Source: EIA / Dispersion Study (Rozptylová studie – Kombinovaný způsob výroby epichlorhydrinu), author: Czech Hydrometeorological Institute, department in Ústí nad Labem, 2004)



## U-POPs and the Stockholm Convention

The U-POPs measured in this study are slated for reduction and elimination by the Stockholm Convention which holds its first Conference of the Parties in May 2005. Czech Republic is a Party to Convention since it ratified the Treaty in 2002.

The Convention mandates Parties to take specific actions aimed at eliminating these pollutants from the global environment. Parties are to require the use of substitute or modified materials, products and processes to prevent the formation and release of U-POPs.<sup>a</sup> Parties are also required to promote the use of best available techniques (BAT) for new facilities or for substantially modified facilities in certain source categories (especially those identified in Part II of Annex C).<sup>b</sup> In addition, Parties are to promote both BAT and best environmental practices (BEP) for all new and existing significant source categories,<sup>c</sup> with special emphasis on those identified in Parts II and III. As part of its national implementation plan (NIP), each Party is required to prepare an inventory of its significant sources of U-POPs, including release estimates.<sup>d</sup> These NIP inventories will, in part, define activities for countries that will be eligible for international aid to implement their NIP. Therefore it is important that the inventory guidelines are accurate and not misleading.

The Stockholm Convention on POPs is historic. It is the first global, legally binding instrument whose aim is to protect human health and the environment by controlling production, use and disposal of toxic chemicals. We view the Convention text as a promise to take the actions needed to protect Czech and global public's health and environment from the injuries that are caused by persistent organic pollutants, a promise that was agreed by representatives of the global community: governments, interested stakeholders, and representatives of civil society. We call upon Czech governmental representatives and all stakeholders to honor the integrity of the Convention text and keep the promise of reduction and elimination of POPs.

## Annex 1. Materials and Methods

### Sampling

For sampling in the Ustecky kraj region of Czech Republic, we have chosen the surroundings of the chemical plant Spolchemie located in the centre of regional capitol city Usti nad Labem.

The eggs were collected from one site in part of city called Klíše (see map at Picture 2). The hens from which the eggs were picked were all free-range of age between 1 - 2 years although regularly provided with home food supplements - leftovers from the school kitchen.

Sampling was done by members of Arnika Association on 15 January 2005. One chicken fancier supplied 10 eggs from his free range chickens. The eggs were kept in cool conditions after sampling and then were boiled in Arnika office for 7 - 10 minutes in pure water and transported by train to the laboratory at ambient temperature.

---

<sup>a</sup> Article 5, paragraph (c)

<sup>b</sup> Article 5, paragraph (d)

<sup>c</sup> Article 5, paragraphs (d) & (e)

<sup>d</sup> Article 5, paragraph (a), subparagraph (i)

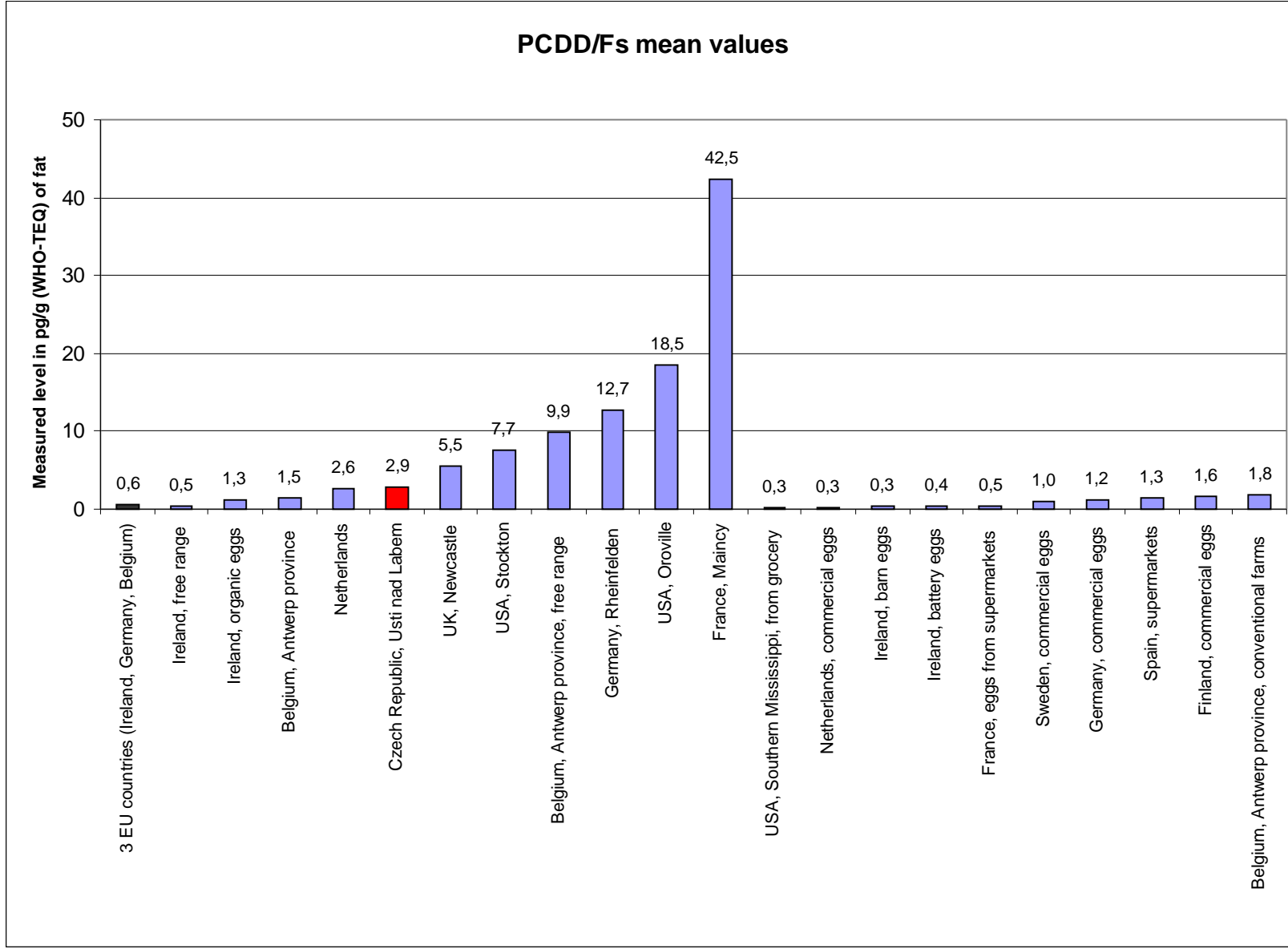
## Analysis

After being received by the laboratory, the eggs were kept frozen until analysis. The egg shells were removed and the edible contents of 6 eggs were homogenised. A 30 g sub-sample was dried with anhydrous sodium sulphate, spiked by internal standards and extracted by toluene in a Soxhlet apparatus. A small portion of the extract was used for gravimetric determination of fat. The remaining portion of the extract was cleaned on a silica gel column impregnated with H<sub>2</sub>SO<sub>4</sub>, NaOH and AgNO<sub>3</sub>. The extract was further purified and fractionated on an activated carbon column. The fraction containing PCDD/Fs, PCBs and HCB was analysed by HR GC-MS on Autospec Ultima NT.

Analysis for PCDD/Fs, PCBs and HCB was done in the Czech Republic in laboratory Axys Varilab. Laboratory Axys Varilab, which provided the analysis is certified laboratory by the Institute for technical normalization, metrology and probations under Ministry of Industry and Traffic of the Czech Republic for analysis of POPs in air emissions, environmental compartments, wastes, food and biological materials.<sup>a</sup> Its services are widely used by industry as well as by Czech governmental institutions. In 1999, this laboratory worked out the study about POPs levels in ambient air of the Czech Republic on request of the Ministry of the Environment of the Czech Republic including also soils and blood tests.

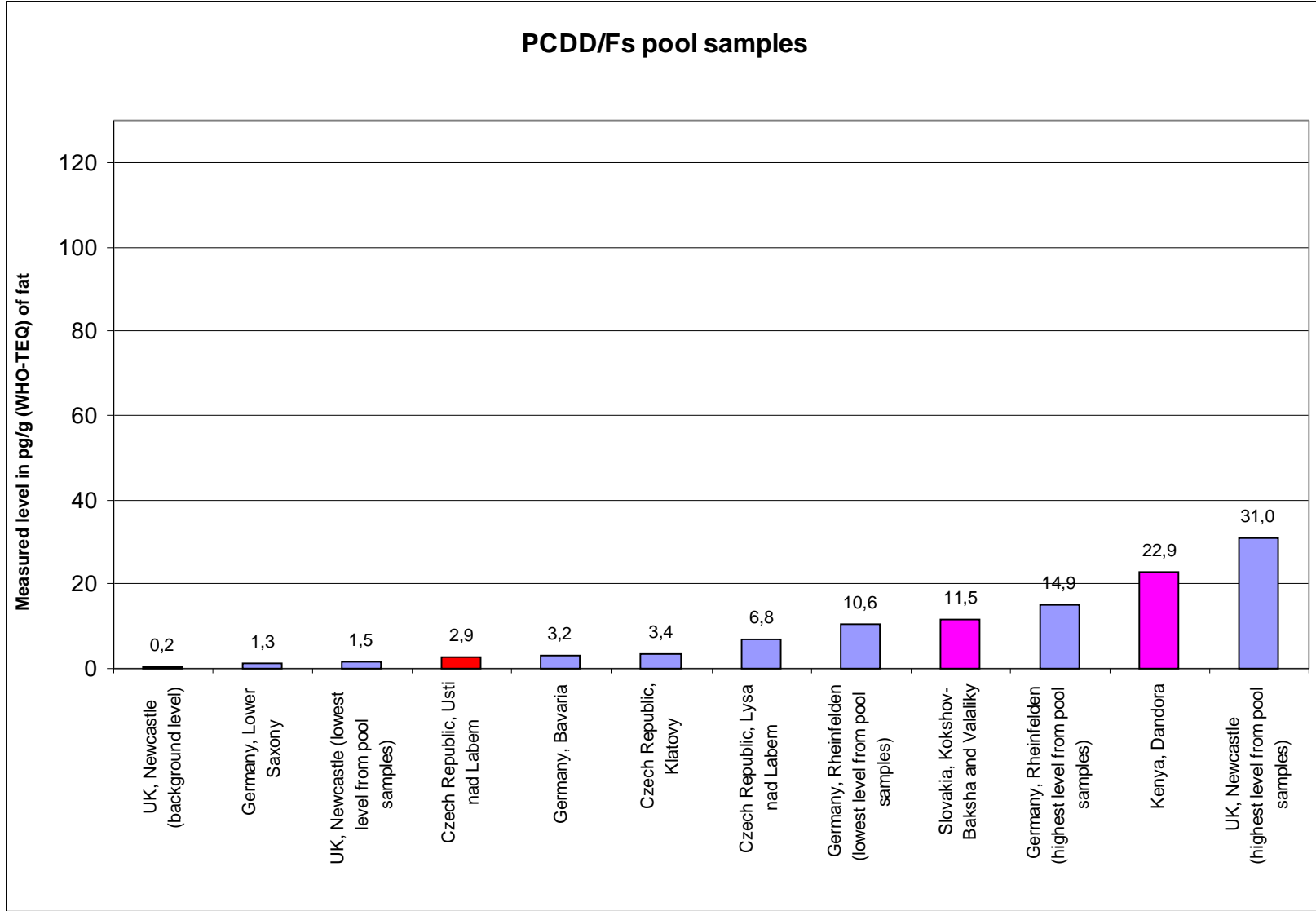
## Annex 2: Mean values found within different groups of eggs from different parts of world

Country/locality	Year	Group	Measured level in pg/g (WHO-TEQ) of fat	Source of information
3 EU countries (Ireland, Germany, Belgium)	1997-2003	both	0,63	DG SANCO 2004
Ireland, free range	2002-2005	free range	0,47	Pratt, I. et al. 2004, FSAI 2004
Ireland, organic eggs	2002-2005	free range	1,3	Pratt, I. et al. 2004, FSAI 2004
Belgium, Antwerp province	2004	free range	1,5	Pussemeier, L. et al. 2004
Netherlands	2004	free range	2,6	SAFO 2004
<b>Czech Republic, Usti nad Labem</b>	<b>2005</b>	<b>free range</b>	<b>2,9</b>	
UK, Newcastle	2002	free range	5,5	Pless-Mulloli, T. et al. 2003b
USA, Stockton	1994	free range	7,69	Harnly, M. E. et al. 2000
Belgium, Antwerp province, free range	2004	free range	9,9	Pussemeier, L. et al. 2004
Germany, Rheinfelden	1996	free range	12,7	Malisch, R. et al. 1996
USA, Oroville	1994	free range	18,46	Harnly, M. E. et al. 2000
France, Maincy	2004	free range	42,47	Pirard, C. et al. 2004
USA, Southern Mississippi, from grocery	1994	not free range	0,29	Fiedler, H. et al. 1997
Netherlands, commercial eggs	2004	not free range	0,3	Anonymus 2004
Ireland, barn eggs	2002-2005	not free range	0,31	Pratt, I. et al. 2004, FSAI 2004
Ireland, battery eggs	2002-2005	not free range	0,36	Pratt, I. et al. 2004, FSAI 2004
France, eggs from supermarkets	1995-99	not free range	0,46	SCOOP Task 2000
Sweden, commercial eggs	1995-99	not free range	1,03	SCOOP Task 2000
Germany, commercial eggs	1995-99	not free range	1,16	SCOOP Task 2000
Spain, supermarkets	1996	not free range	1,34	Domingo et al. 1999
Finland, commercial eggs	1990-94	not free range	1,55	SCOOP Task 2000
Belgium, Antwerp province, conventional farms	2004	not free range	1,75	Pussemeier, L. et al. 2004



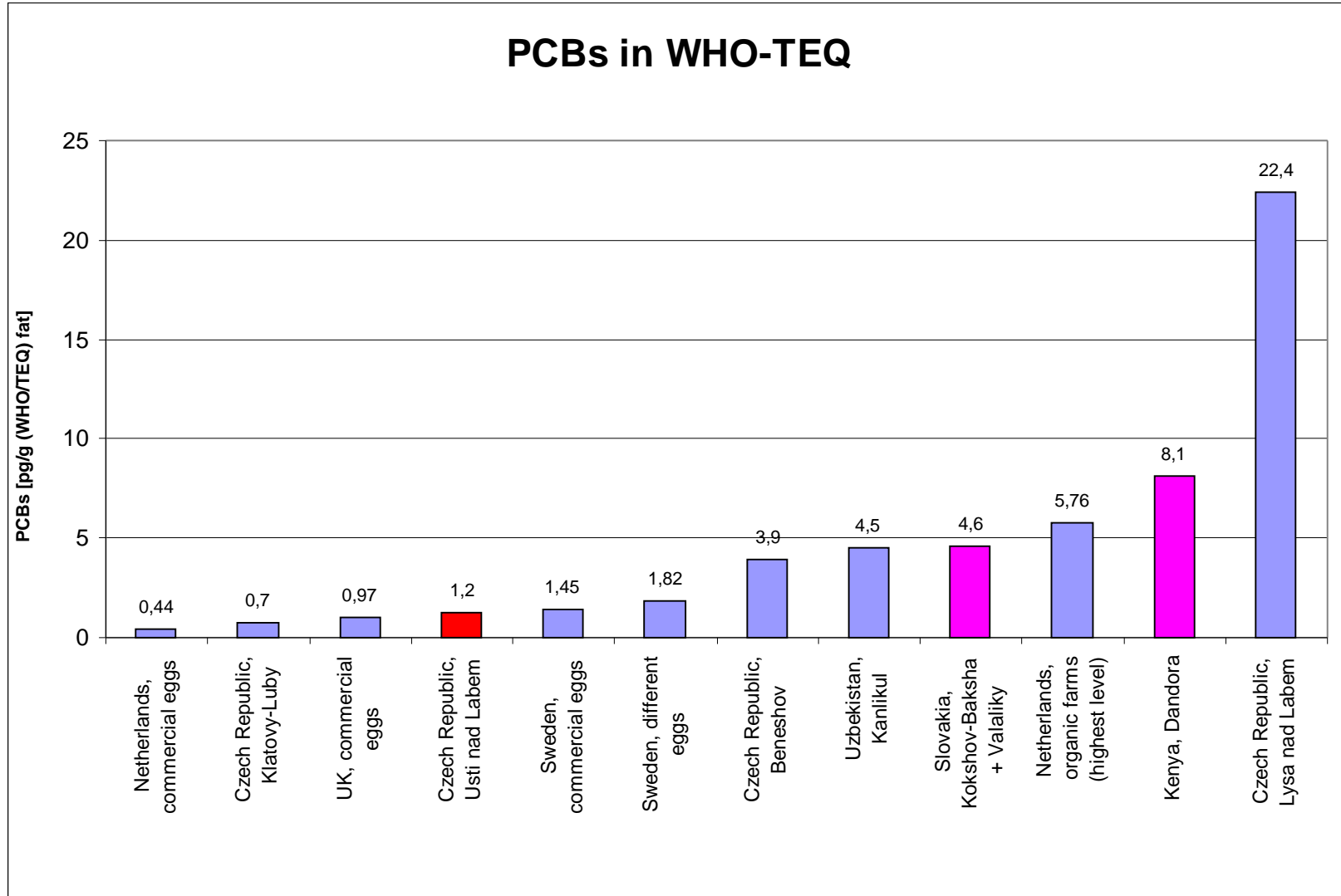
### Annex 3: Levels of dioxins (PCDD/Fs) in different pool samples from different parts of world

Country/locality	Year	Group	Number of eggs/measured samples	Measured level in pg/g of fat (WHO-TEQ)	Source of information
UK, Newcastle (background level)	2000	free range	3/1 pooled	0,2	Pless-Mulloli, T. et al. 2001
Germany, Lower Saxony	1998	free range	60/6 pools	1,28	SCOOP Task 2000
UK, Newcastle (lowest level from pool samples)	2000	free range	3/1 pooled	1,5	Pless-Mulloli, T. et al. 2001
Czech Republic, Usti nad Labem	2005	free range	6/1 pooled	2,9	
Germany, Bavaria	1992	free range	370/37 pools	3,2	SCOOP Task 2000
Czech Republic, Klatovy	2003	free range	12	3,4	Beranek, M. et al. 2003
Czech Republic, Lysa nad Labem	2004	free range	4	6,8	Petrlik, J. 2005
Germany, Rheinfelden (lowest level from pool samples)	1996	free range	-	10,6	Malisch, R. et al. 1996
Slovakia, Kokshov-Baksha and Valaliky	2005	free range	6/1 pooled	11,52	
Germany, Rheinfelden (highest level from pool samples)	1996	free range	-	14,9	Malisch, R. et al. 1996
Kenya, Dandora	2004	free range	6/1 pooled	22,92	
UK, Newcastle (highest level from pool samples)	2000	free range	3/1 pooled	31	Pless-Mulloli, T. et al. 2001



## Annex 4: Levels of PCBs in WHO-TEQ in different chicken eggs samples from different parts of world

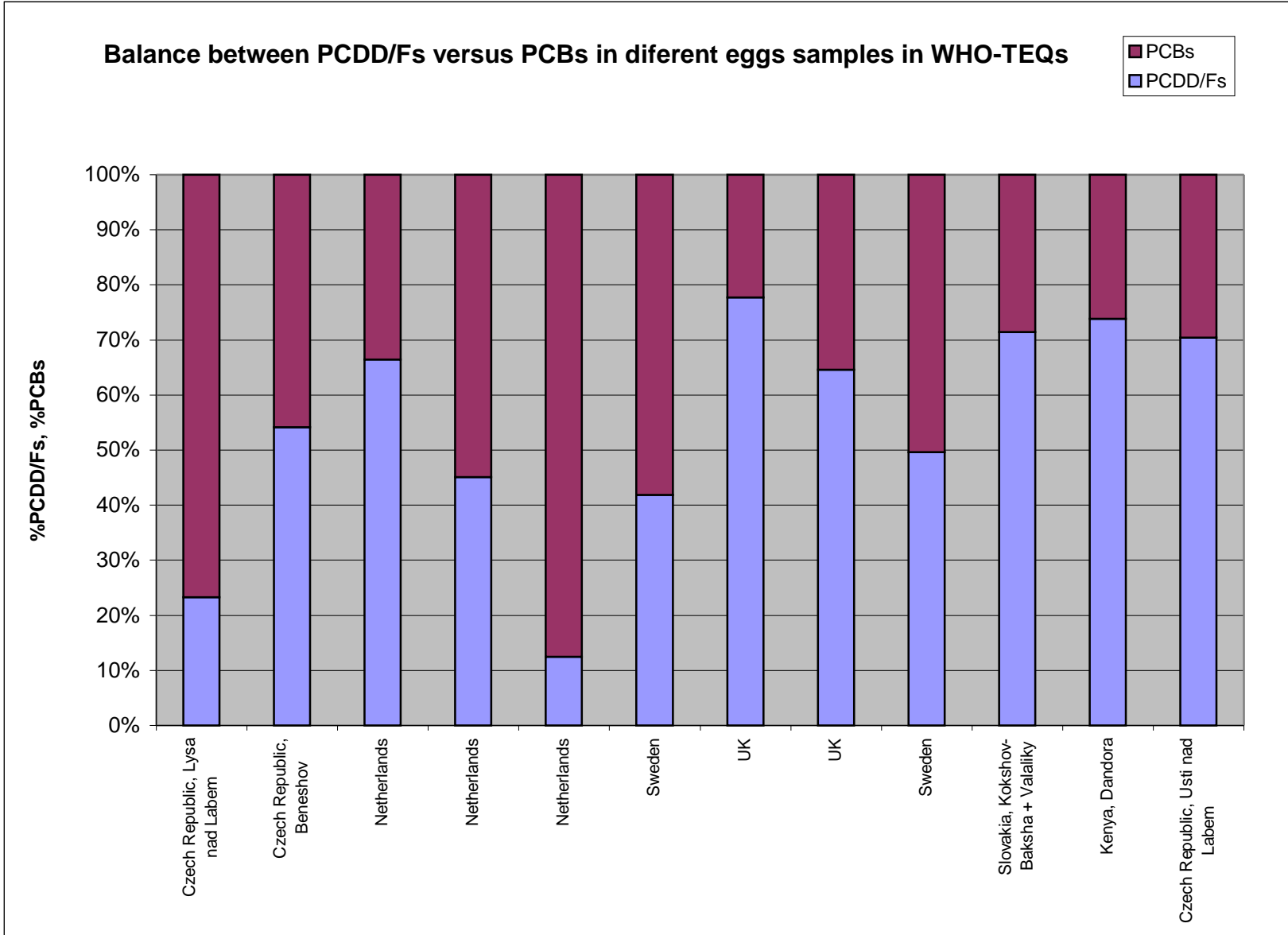
Country/locality	Year	Group	Number of measured samples	Specification	Measured level in pg/g (WHO-TEQ) of fat	Source of information
Netherlands, commercial eggs	1999	not free range	100/2 pools	pool, nonortho-PCBs	0,44	SCOOP Task 2000
Czech Republic, Klatovy-Luby	2003	free range	free range	individual	0,7	Beranek, M. et al. 2003
UK, commercial eggs	1992	not free range	24/1 pool	pool	0,97	SCOOP Task 2000
Czech Republic, Usti nad Labem	2005	free range	6/1 pool	pool	1,2	
Sweden, commercial eggs	1999	not free range	32/4 pools	pool	1,45	SCOOP Task 2000
Sweden, different eggs	1993	mixed	84/7 pools	pool	1,82	SCOOP Task 2000
Czech Republic, Beneshov	2004	free range	4	pool	3,9	Axys Varilab 2004
Uzbekistan, Kanlikul	2001	free range	-	individual	4,5	Muntean, N. et al. 2003
Slovakia, Kokshov-Baksha + Valaliky	2005	free range	6/1 pool	pool	4,6	
Netherlands, organic farms (highest level)	2002	free range	6	pool	5,76	Traag, W. et al. 2002
Kenya, Dandora	2004	free range	6/1 pool	pool	8,1	
Czech Republic, Lysa nad Labem	2004	free range	4	pool	22,4	Petrlík, J. 2005





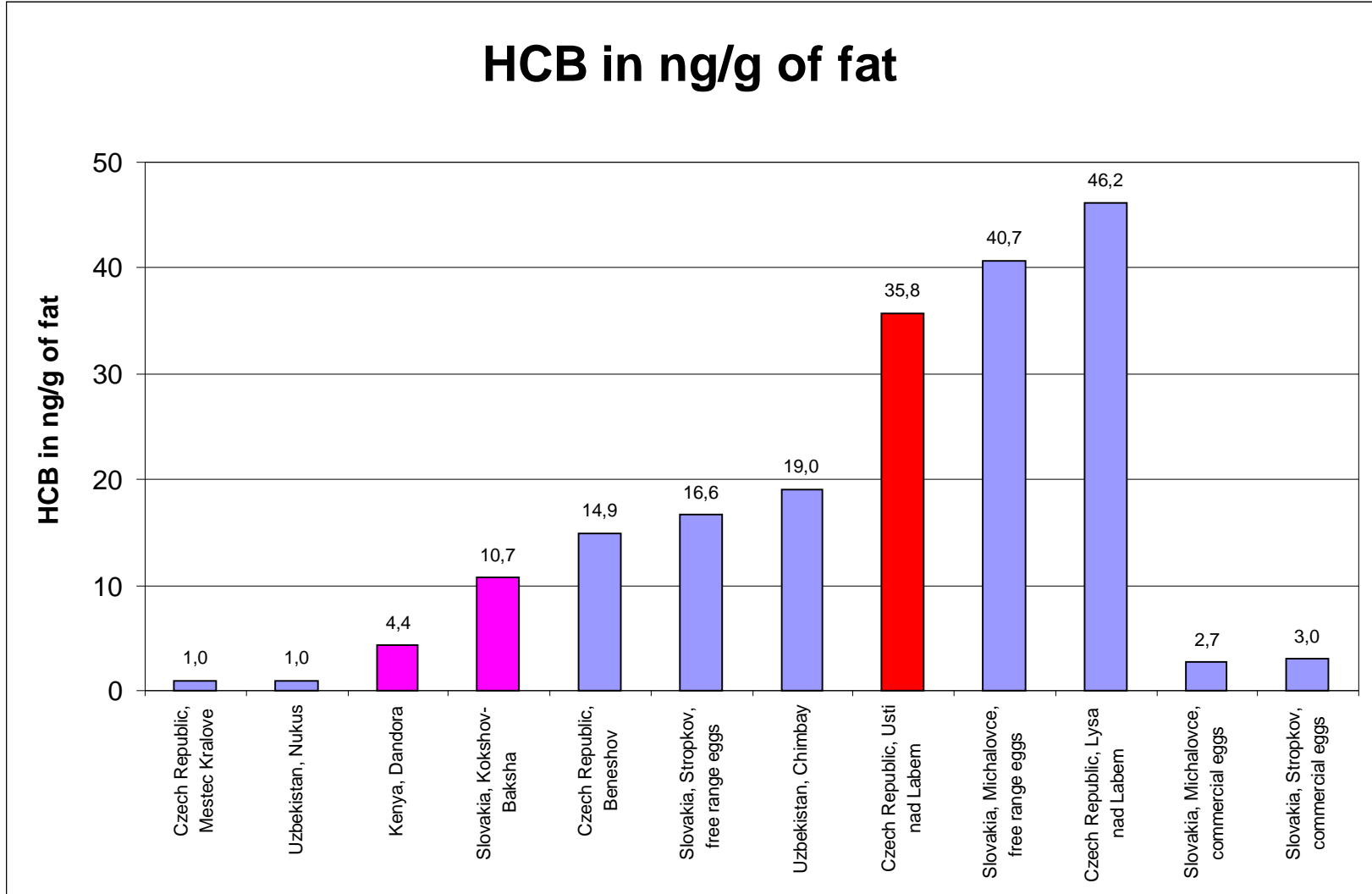
## Annex 5: Balance between PCDD/Fs versus PCBs in different eggs samples in WHO-TEQs

Country/locality	Year	Group	PCDD/Fs	PCBs	Total WHO-TEQ	Source of information
Czech Republic, Lysa nad Labem	2004	free range	6,80	22,40	29,20	Petrlik, J. 2005
Czech Republic, Beneshov	2004	free range	4,60	3,90	8,50	Axys Varilab 2004
Netherlands	2002	free range	3,01	1,52	4,53	Traag, W. et al. 2002
Netherlands	2002	free range	4,74	5,76	10,50	Traag, W. et al. 2002
Netherlands	2002	free range	0,70	4,89	5,59	Traag, W. et al. 2002
Sweden	1993	mixed	1,31	1,82	3,13	SCOOP Task 2000
UK	1982	not free range	8,25	2,36	10,61	SCOOP Task 2000
UK	1992	not free range	1,77	0,97	2,74	SCOOP Task 2000
Sweden	1999	not free range	1,43	1,45	2,48	SCOOP Task 2000
Slovakia, Kokshov-Baksha + Valaliky	2005	free range	11,52	4,60	16,12	
Kenya, Dandora	2004	free range	22,92	8,1	31,02	
Czech Republic, Usti nad Labem	2005	free range	2,9	1,22	4,12	



## Annex 6: Levels of HCB in ng/g of fat in different chicken eggs samples from different parts of world


Country	Date/year	Specification	Number of Measured samples	measured level in ng/g of fat	Source of information
Czech Republic, Mestec Kralove	2003	free range	3	1,0	SVA CR 2004
Uzbekistan, Nukus	2001	free range	-	1,0	Muntean, N. et al. 2003
Kenya, Dandora	2004	free range	6/1 pool	4,4	
Slovakia, Kokshov-Baksha	2005	free range	6/1 pool	10,7	
Czech Republic, Beneshov	2004	free range	4/1 pool	14,9	Axys Varilab 2004
Slovakia, Stropkov, free range eggs	before 1999	free range	1	16,6	Kocan, A. et al. 1999
Uzbekistan, Chimbay	2001	free range	-	19,0	Muntean, N. et al. 2003
Czech Republic, Usti nad Labem	2005	free range	6/1 pool	35,8	
Slovakia, Michalovce, free range eggs	before 1999	free range	1	40,7	Kocan, A. et al. 1999
Czech Republic, Lysa nad Labem	2004	free range	4/1 pool	46,2	Petrlik, J. 2005
Slovakia, Michalovce, commercial eggs	before 1999	not free range	1	2,7	Kocan, A. et al. 1999
Slovakia, Stropkov, commercial eggs	before 1999	not free range	1	3,0	Kocan, A. et al. 1999



## Annex 7: Photos



General view at Spolchemie chemical plant. Photo by: Hana Kuncova.



Another general view at Spolchemie chemical plant. Photo by: Hana Kuncova.



Sampling site with garden, where chickens are foraging. Photo by: Hana Kuncova.



Chicken searching for and eating soil organisms at garden. Photo by: Hana Kuncova.



View at typical quiet urban area, where eggs were sampled. Chimney of hazardous waste incinerator and heat and power plant at Trmice (approx. 5 km far) is visible at picture. Photo by: Hana Kuncova.



Chicken at sampling site. Photo by: Hana Kuncova.

## References

---

- <sup>1</sup> Holoubek, I. et al., 2004. Návrh národního implementačního plánu pro implementaci Stockholmské úmluvy v České republice. (Draft National Implementation Plan for Stockholm Convention Implementation in the Czech Republic). TOCOEN Report No. 252, Brno, January 2004.
- <sup>2</sup> Friends of the Earth, Arnika, IPEN Dioxin, PCBs and Waste WG 2005. Contamination of chicken eggs near the Koshice municipal waste incinerator in Slovakia by dioxins, PCBs, and hexachlorobenzene. Available at [www.ipen.org](http://www.ipen.org) 21 March 2005
- <sup>3</sup> ENVILEAD, Arnika, IPEN Dioxin, PCBs and Waste WG 2005. Contamination of chicken eggs near the Dandora dumpsite in Kenya by dioxins, PCBs, and hexachlorobenzene. Available at [www.ipen.org](http://www.ipen.org) 24 March 2005.
- <sup>4</sup> Holejšovský 2003: Letter of the director of State Veterinary Administration to MEP RNDr. Jitka Seitlová, dated 12<sup>th</sup> June 2003.
- <sup>5</sup> Petrlik, J. 2005: Hazardous waste incinerator in Lysá nad Labem and POPs waste stockpile in Milovice. International POPs Elimination Project (IPEP) Hot Spot Report. Arnika, Prague 2005.
- <sup>6</sup> Beránek, M., Havel, M., Petrlik, J. 2003: Lindane - pesticide for the black list. Czech Ecological Society Report, Prague, Nov 2003.
- <sup>7</sup> Pirard, C., Focant, J.-F., Massart, A.-C., De Pauw, E., 2004: Assessment of the impact of an old MSWI. Part 1: Level of PCDD/Fs and PCBs in surrounding soils and eggs. *Organohalogen Compounds* 66: 2085-2090.
- <sup>8</sup> Pless-Mulloli, T., Edwards, R., Schilling, B., Paepke, O. 2001: Executive Summary. PCDD/PCDF and Heavy Metals in Soil and Egg Samples from Newcastle Allotments: Assessment of the role of ash from the Byker incinerator. (Includes comments from Food Standards Agency, Environment Agency). 12 February 2001. University of Newcastle.
- <sup>9</sup> Kuncová, H. 2005: Chlor-Alkali Plant Spolek pro chemickou a hutní výrobu, a.s., Ústí nad Labem. International POPs Elimination Project (IPEP) Hot Spot Report. Arnika, Prague 2005.
- <sup>10</sup> Černá, M., Šmíd, J., Malý, M., Brábec, M., Kratěnová, J., Žejglicová, K. 2003: Zpráva o výsledcích studie expozice a zátěže populace v okolí Spolany Neratovice chlorovaným pesticidům, polychlorovaným bifenylym, dioxinům a rtuť. SZÚ, 15. 12. 2003
- <sup>11</sup> Fara, M., Mítera, J., Bureš, V., 1999. Realizace měření emisí látek POP, stanovení hmotnostních toků a koncentrací látek POP na určených zdrojích. POPs emissions measurements, emissions default factors set up for specific sources - Final Report of Research Project VaV/520/1/97. Ministry of the Environment of the Czech Republic.

---

## References for Tables in Annexes

- Anonymus 2004: Analytical results eggs from both free range chickens and not free range chickens from Netherlands. Information provided by Netherlands to other EU member states. November 2004.
- Axys Varilab CZ 2004: Protokoly č. 537/1-4 o stanovení PCDD/F, PCB vyjádřených ve WHO-TEQ, kongenerových PCB a HCB vydané zkušební laboratoří firmy Axys Varilab. Protocols No. 537/1-4. Vrané nad Vltavou, 2004.
- Axys Varilab CZ 2005: Reports No. 618/1-10 on PCDD/Fs, PCBs and OCPs determinations of samples No. 4443-4450, 5769-5779, 5781-5787, 5783B, 5802 and 5808 issued in March 2005 in Vrané nad Vltavou.
- Beránek, M., Havel, M., Petrlik, J. 2003: Lindane - pesticide for the black list. Czech Ecological Society Report, Prague, Nov 2003.
- DG SANCO 2004: Analysis of the data contained in the report "Dioxins and PCBs in Food and Feed : Data available to DG SANCO - Joint Report DG SANCO/DG-JRC-IRMM in the light of the proposed maximum levels in document SANCO/0072/2004.



---

Domingo, J.L., Schuhmacher, M., Granero, S., Llobet, J.M. 1999: PCDDs and PCDFs in food samples from Catalonia, Spain. An assessment of dietary intake. *Chemosphere*. 38(15):3517-3528. In US EPA 2000.

Fiedler, H.; Cooper, K.R.; Bergek, S.; Hjelt, M.; Rappe, C. (1997) Polychlorinated dibenzo-p-dioxins and polychlorinated dibenzofurans (PCDD/PCDF) in food samples collected in southern Mississippi, USA. *Chemosphere*. 34:1411-1419. In US EPA 2000.

Harnly, M. E., Petreas, M. X., Flattery, J., Goldman, L. R. 2000: Polychlorinated Dibenzo-p-dioxin and Polychlorinated Dibenzofuran Contamination in Soil and Home-Produced Chicken Eggs Near Pentachlorophenol Sources. *Environ. Sci. Technol.* 2000, 34,1143-1149

Kočan, A., Jursa, S., Petřík, J., Drobná, B., Chovancová, J., Suchánek, P. 1999: Stav kontaminácie potravín polychlórovanými bifenylmi v zaťaženej oblasti okresu Michalovce a porovnávacej oblasti okresu Stropkov. In: *Cudzorodé látky v potravinách*, 10. - 12. máj 1999, Tatranská Štrba, pp. 31 - 32.

Malisch, R. 1998: Update of PCDD/PCDF-intake from food in Germany. *Chemosphere*. 37 (9 -12):1687-1698. In US EPA 2000.

Malisch, R., Schmid, P., Frommberger, R., Fuerst, P. 1996: Results of a Quality Control Study of Different Analytical Methods for Determination of PCDD/PCDF in Eggs Samples. *Chemosph.* Vol. 32, No. 1, pp. 31-44.

Muntean, N., Jermini, M., Small, I., Falzon, D., Peter Fuerst, P., Migliorati, G., Scortichini, G., Forti, A. F., Anklam, E., von Holst, C., Niyazmatov, B., Bahkridinov, S., Aertgeerts, R., Bertollini, R., Tirado, C., Kolb, A. 2003: Assessment of Dietary Exposure to Some Persistent Organic Pollutants in the Republic of Karakalpakstan of Uzbekistan. Vol. 111, No 10, August 2003, *Environmental Health Perspectives*, 1306-1311.

Petrlik, J. 2005: Hazardous waste incinerator in Lysa nad Labem and POPs waste stockpile in Milovice. International POPs Elimination Project (IPEP) Hot Spot Report. Arnika, Prague 2005.

Pirard, C., Focant, J.-F., Massart, A.-C., De Pauw, E., 2004: Assessment of the impact of an old MSWI. Part 1: Level of PCDD/Fs and PCBs in surrounding soils and eggs. *Organohalogen Compounds* 66: 2085-2090.

Pless-Mullooli, T., Edwards, R., Schilling, B., Paepke, O. 2001b: Executive Summary. PCCD/PCDF and Heavy Metals in Soil and Egg Samples from Newcastle Allotments: Assessment of the role of ash from the Byker incinerator. (Includes comments from Food Standards Agency, Environment Agency). 12 February 2001. University of Newcastle.

Pless-Mullooli, T., Air, V., Schilling, B., Paepke, O., Foster, K. 2003b: Follow-up Assessment of PCDD/F in Eggs from Newcastle Allotments. University of Newcastle, Ergo, Newcastle City Council, July 2003.

Pratt, I., Tlustos, Ch., Moylan, R., Neilan, R., White, S., Fernandes, A., Rose, M. 2004: Investigation into levels of dioxins, furans and PCBs in battery, free range, barn and organic eggs. *Organohalogen Compounds – Volume 66* (2004) 1925-31.

Pussemier, L., Mohimont, L., Huyghebaert, A., Goeyens, L., 2004. Enhanced levels of dioxins in eggs from free range hens: a fast evaluation approach. *Talanta* 63: 1273-1276.

SAFO (Sustaining Animal Health and Food Safety in Organic Farming) 2004: Onderzoek naar dioxine in eieren van leghennen met vrije uitloop. SAFO, September 2004. Published at: <http://www.agriholland.nl/nieuws/home.html>. 12/10/2004.

SCOOP Task 2000: Assessment of dietary intake of dioxins and related PCBs by the population of EU Member States. Reports on tasks for scientific cooperation Report of experts participating in Task 3.2.5 (7 June 2000) and Annexes to Report SCOOP Task 3.2.5 (Dioxins). Final Report, 7 June, 2000. European Commission, Health & Consumer Protection Directorate-General, Brussels 2000.

SVA CR (State Veterinary Administration of the Czech Republic) 2004: Chart with results of regular monitoring in Middle Bohemian region. Document reached by Arnika upon request for information.

Traag, W., Portier, L., Bovee, T., van der Weg, G., Onstenk, C., Elghouch, N., Coors, R., v.d. Kraats, C., Hoogenboom, R. 2002: Residues of Dioxins and Coplanar PCBs in Eggs of Free Range Chickens. *Organohalogen Compounds* Vol. 57 (2002). 245-248.